
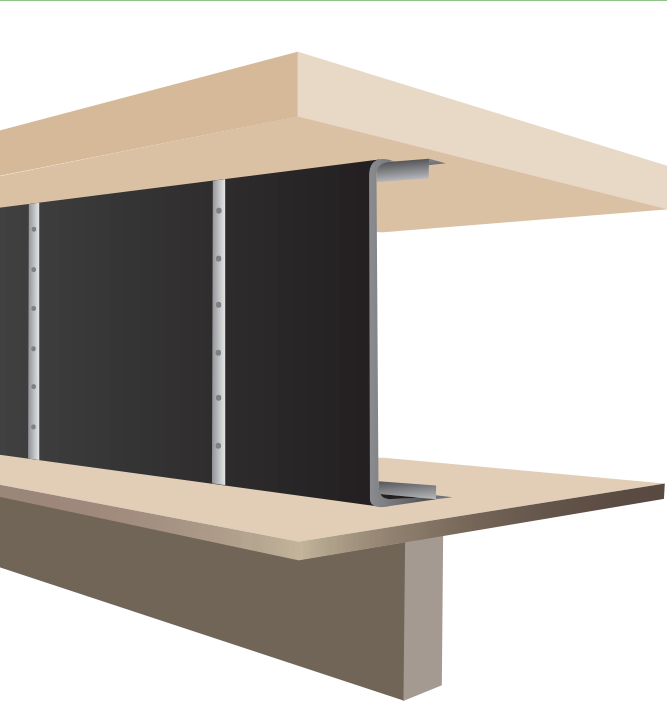


BARRIERSORBA™ Sound Reduction Sheet



ACOUSTIC SOLUTION FOR NOISE & REVERBERATION

BARRIERSORBA™ sheets are used to reduce noise in roofs, floors, ceilings and walls. Its heavy mass makes it an ideal “sound stopping” barrier to noise travelling from one area of a building to another area. Being very thin, nominal thickness of only 2mm, it minimizes any loss of room space. It is simple and easy to fit hence very popular with D.I.Y enthusiasts as well as professionals.

BARRIERSORBA™

Sound Reduction Sheet

DESCRIPTION

BARRIERSORBA sound reduction sheet is made of high density synthetic thermoplastic polymer mat loaded with naturally occurring minerals. The product is free of lead, unrefined oils and bitumen. It's black/dark grey in colour and the product is recyclable which makes it very eco friendly.

APPLICATION

Designed to improve the sound reduction performance of walls, floors, ceilings, enclosure constructions, either as a single sound barrier such as a noise curtain, or part of a composite combined with mass and/or sound absorbing materials.

ADVANTAGES

- Flexible and easily cut
- Easy to handle and install
- Provides a cost effective sound barrier solution
- Excellent low frequency performance

TECHNICAL

Sheet sizes: 2m x 1.2m,
(other sizes are available on request).

Colour: Black/ Dark Grey

Superficial Weight: 5.0 Kg/m²

*Nominal Thickness: 2.0 mm

Tensile Strength: 2.6 Mpa

Hardness: 90 Shore A

Elongation at Break: 90%

Flammability: FMVSS 302 Self-extinguishing

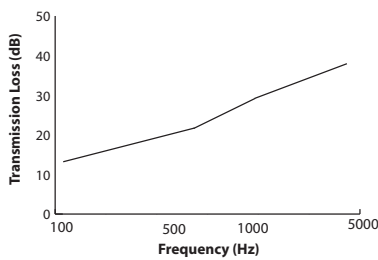
Operating Temperature Range (Static): -30° C to +65° C

*Materials are made to weight tolerances

ACOUSTIC PERFORMANCE

Typical curve for a 5 Kg/m² limp BARRIERSORBA sound reduction sheet.

Transmission Loss Curve to I.S.O. R140
Free Hanging Curtain
Mean Sound Reduction Index (Typical for 5 kg
BARRIERSORBA) : 22 dB



Frequency (Hz)	63	125	250	500	1000	2000	4000	8000
Transmission loss (dB)	19	15	19	22	28	32	37	43

GUIDE SPECIFICATION

A. General

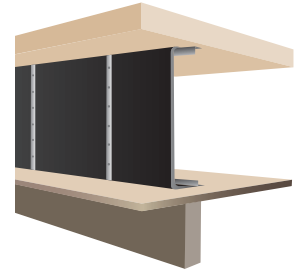
1. All BARRIERSORBA sound reduction sheets should be installed in accordance with the manufacturers recommendations.
2. All necessary hardware and accessories for the complete job installation to be furnished by the contractor.
3. Installation of the BARRIERSORBA sheets should not begin until all wet work, such as plastering, concrete, etc is completely dry. The sheets are designed for storage and installation under standard occupancy conditions from 10° C to 20° C and not more the 75% RH in an enclosed building.
4. The Contractor shall be responsible for the examination and acceptance of all surfaces and conditions prior to the acoustical sheet installation.

Prices and Conditions of Sale

Our standard terms and conditions (copy available on request) apply to all orders. Since Soundsorba Limited exercise no control over the use of its products, no legal responsibility is accepted for any application of their products. We reserve the right to change specifications without notice as our policy is one of continuous improvement. Copyright Soundsorba Limited 2011.


BARRIERSORBA sheet used to reduce noise transmission across ceiling and floor voids.

BARRIERSORBA sheets are flexible and can be hung as noise barrier sheets between ceiling soffits and suspended ceilings to reduce sound transmission between adjacent areas to alleviate "room to room" sound problems via a common ceiling voids. As BARRIERSORBA sheet is quick and simple to install, it can be used in new build as well as refurbishment. The BARRIERSORBA sheets are installed using steel angle sections to fix the sheets to the soffit and also the top of the partition head/ suspended ceiling. The vertical sheet joints are overlapped and flat metal sections used to sandwich the overlapping joints together. The flexibility of the sheets allows it to be cut and sealed around any obstructions and services. The BARRIERSORBA sheets are free of mineral fibres and hence can be used safely in ventilated voids. The same acoustic treatment can be applied to floor voids between floor boards and the ceiling.




BARRIERSORBA sheets are used to reduce airborne noise through joints in floorboards to rooms below.

Many old properties have old existing floorboards which have gaps between the joints. Noise travels through these joints into the room downstairs which causes nuisance to the occupier of the room downstairs. An easy and simple method of sealing and adding mass to the existing floor to reduce airborne sound transmission is to lay BARRIERSORBA sheets on top of the existing floorboards and the tight butted joints sealed with BARRIERSORBA self adhesive sealing tape. This fitting can be carried out by any D.I.Y person without any significant increase in floor height as the BARRIERSORBA has a nominal thickness of only 2mm.




BARRIERSORBA sheets are used to reduce airborne and rain noise through commercial building roof and wall cladding constructions.

Lightweight profiled metal commercial buildings suffer from rain noise and airborne sound breakout to adjacent properties due to their light weight. Using BARRIERSORBA sheeting fixed to the inner profiled metal cladding will reduce both airborne sound transmission as well as damping the "Tin" roof to reduce rain noise.



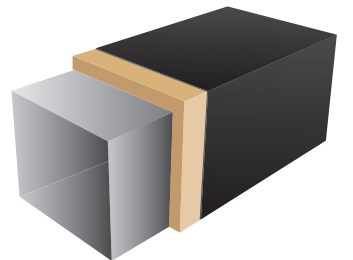
BARRIERSORBA sheets are used to mitigate noise transmission through partition walls.

The sound reduction performance of lightweight partition walls can be boosted by incorporating BARRIERSORBA sheets. Lightweight walls have little mass and noise is transmitted more readily. By adding BARRIERSORBA sheets, which have a mass of 5 kg/m², the beefed up extra mass provides extra sound blockage performance to the partition.



BARRIERSORBA sheets are used to reduce noise escaping from airflow ducts and pipes.

Airflow ventilation ducts are made from light gauge and very thin steel and readily vibrate and provide very little mass to impede noise breakout. By fitting foam and/or mineral wool around the duct and then wrapping the foam/ mineral wool insulation with BARRIERSORBA sheeting, the noise breakout is significantly reduced. This is a very simple and easy solution to breakout of sound from ducts.



B. Product

1. Install BARRIERSORBA as per instructions
2. The BARRIERSORBA sheets to bemm long xmm wide x 2 mm thick.

C. Supplier

1. BARRIERSORBA sound reduction sheets as supplied by Soundsorba Ltd
27-29 Desborough Street, High Wycombe, Bucks HP11 2LZ UK
TEL: +44 (0) 1494 536888 FAX: +44 (0) 1494 536818
EMAIL: info@soundsorba.com www.soundsorba.com